

Pump Station



ACTIVE WATER

Contents

Active Water _____	1
Who We Are	
Our Products	
The Packaged Pump Station _____	3
The Pump Station Modular System _____	5
Step 1: Choose Your Tank _____	7
The Condamine Tank	
The Fitzroy Tank	
Step 2: Choose Your Lid _____	9
Step 3: Choose Your Pump _____	11
Stormwater Pumps	
Wastewater Pumps	
Step 4: Choose Your Control Equipment _____	13
Australia-Wide Support _____	15



ACTIVE WATER



Who We Are

Active Water partners with business, government and councils to find solutions for Australia's water challenges.

Founded by Active Utilities, who has been at the forefront of Australia's utility sector since 2006 (major shareholders include Macquarie Group ASX: MQG), Active Water delivers reliable and sustainable water, wastewater and treatment solutions.

We provide a comprehensive, world-class service that can be customised and scaled to meet your specific needs. We are committed to our environmental responsibility and seek to create a greener future by delivering sustainable solutions and increase water security.

We strive to do things differently, to connect our communities to greater innovation and increase water security for our cities. Through close partnerships with our customers, we offer custom-designed solutions, while helping to protect our environment and positively contribute to a cleaner future.

We provide comprehensive service in customised water, wastewater and treatment solutions across a diverse range of industries. Our highly qualified team are dedicated to achieving standards of excellence and remain at the forefront of technological innovation.

Our Products



Project Funding



Network/process optimisation



Energy audits and sustainability



Network design



End customer billing



Technology solutions



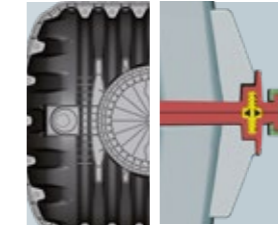
Hardware supply & construction



Project management

Telescopic lid shafts

- Telescopic shaft 140 - 440mm
- Lid sits flush with ground level
- 5 Degree tilt adjustment for slopes and driveways
- Child-proof lockable lids
- Sealing ring available for sewer applications



Ribbed design

- Structural ribbing reduces weight and allows easy vehicle loading
- Certified to AS/NZS 1546.1
- Award winning German design

Multiple inlet ports and lifting lugs

- Stainless steel lifting lugs
- Multiple inlet ports
- 100 - 150mm inlet ports



Pre-packaged fittings

- Pre-assembled freestanding manifolds
- XL options available for Paroo XL tank
- Incl. barrel unions, shut-off valves and non-return valves

Ground water stable

- Patented floatation resistant design
- Ground water stable up to 550mm from base



Industry-leading pumps

- Unparalleled performance and reliability
- Compact and lightweight
- Double mechanical seals
- Surface hardened shredder mechanism

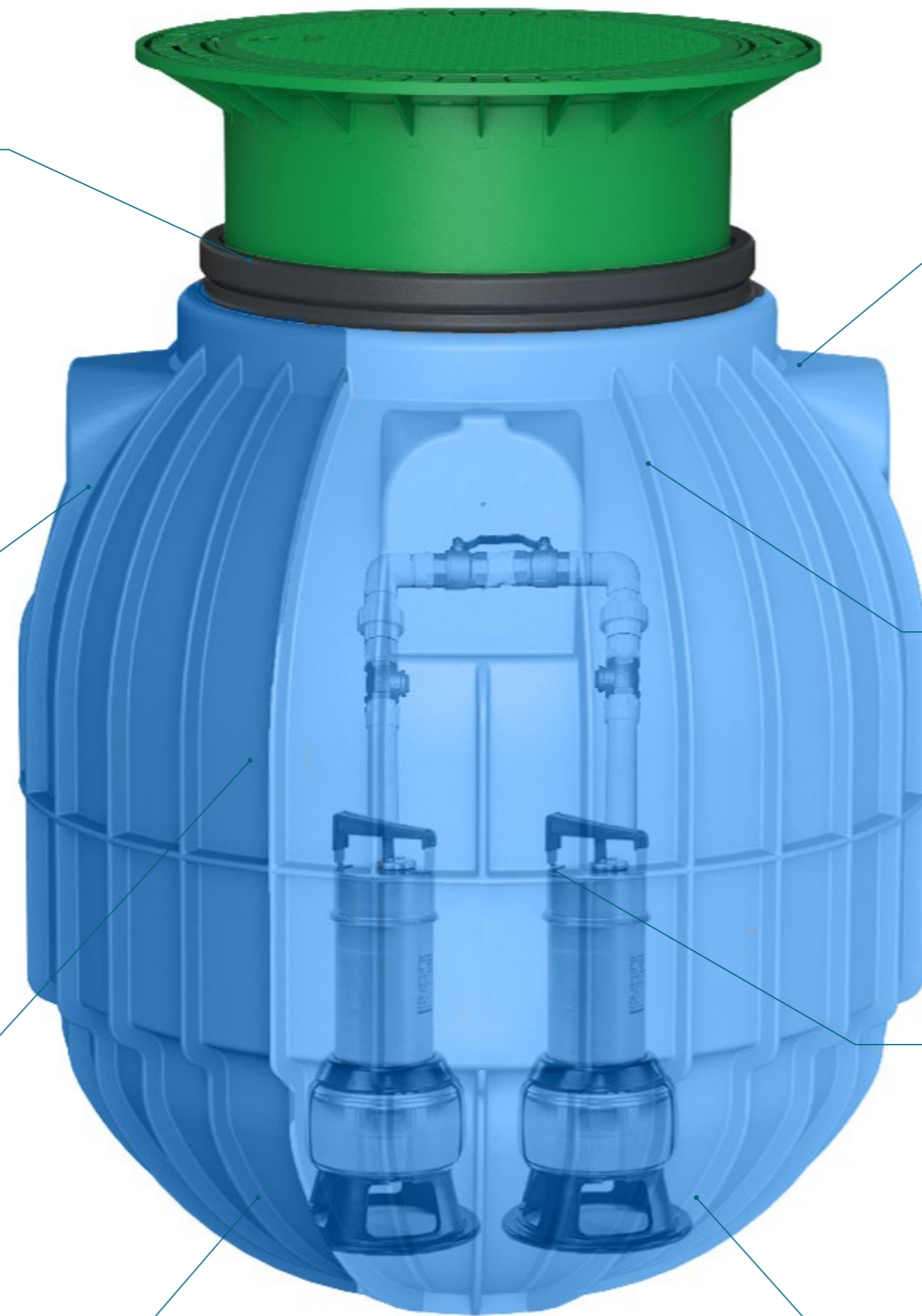
Fully assembled

- Comes as a completed system
- Fully customisable
- Choose the tank, lid, pump and control equipment for your needs
- All parts sold separately



High quality tanks

- Tank sizes ranging from 600L to 10,000L
- 15-year warranty
- No concrete anchoring required
- Assembled in Australia



The Pump Station Modular System

1. Tank

The Sapphire and Paroo underground tanks are the basis for the modular system.

Condamine tank 600–1,500 litres



Condamine 600L
Product Code.
AW1101

Condamine 900L
Product Code.
AW1102

Condamine 1,200L
Product Code.
AW1103

Condamine 1,500L
Product Code.
AW1104

Fitzroy tank 1500–3000 litres



Fitzroy 1,500L
Product Code.
AW1167

Fitzroy 3,000L
Product Code.
AW1168

Fitzroy XL 8,500– 10,000 litres



Paroo 8,500L XL
Product Code.
AW1187

2. Lid

Would you like to install your tank in a trafficable area? From plastic to cast iron, Active Water offers you a wide range of telescopic tank covers to suit your needs.



Pedestrian lid
Product Code.
AW1105



Solid lid – Class B
Product Code.
AW1106



Grated lid – Class B
Product Code.
AW1107



Solid lid – Class D
Product Code.
AW1108

Cover is included,
concrete ring to be
completed on site



Grated lid – Class D
Product Code.
AW1109

Cover is included,
concrete ring to be
completed on site



Extension riser
Product Code.
AW1110

3. Pump

Active Water provides high quality pumps for either stormwater or wastewater applications. The pump package also includes the accessories needed for installation.

Stormwater



**Stormwater pump
2L/s @6m**
Product Code.
AW1118



**Stormwater pump
5L/s @6m**
Product Code.
AW1120

Wastewater



**Wastewater pump
3L/s @6m**
Product Code.
AW1123



**Wastewater pump
2L/s @15m**
Product Code.
AW1122



**Wastewater pump
0.5L/s @60m**
Product Code.
AW1181

4. Control Equipment

Are you looking for the best value solution on high-quality controller technology? Active Water's controller equipment gives you the freedom to choose how your pump station operates.

Single connection



**Single manifold*
XL available**
Product Code.
AW1111



**Single pump
controller**
Product Code.
AW1128

OR



High level alarm
Product Code.
AW1127

Dual connection



**Dual manifold*
XL available**
Product Code.
AW1112



**Dual pump
controller**
Product Code.
AW1129

*Control equipment customisable to include:

- SMS
- Battery backup
- BMS connectivity
- Generator changeover options
- XL manifolds

*Electrical installation and commissioning not supplied

Step 1: Choose Your Tank

The Condamine Tank

- ✓ Easy to transport
- ✓ Full watermark approval
- ✓ Suitable for vehicle loading
- ✓ Can be installed in groundwater
- ✓ Can be extended as required



1,500L



1,200L



900L



600L

Dimensions

Volume	Diameter D	*Height H	*Weight	Product Code
600L	1,125mm	1,045mm	27kg	AW1101
900L	1,155mm	1,345mm	47kg	AW1102
1,200L	1,155mm	1,670mm	58kg	AW1103
1,500L	1,455mm	1,980mm	110kg	AW1104

*Excluding lid



The Fitzroy Tank

- ✓ Easy to transport
- ✓ Suitable for vehicle loading
- ✓ Can be installed in groundwater
- ✓ No concrete anchoring required
- ✓ Can be extended as required

The tank that turns its head for you

- Rotating tank dome
- Simple adaptation to ground level
- Includes lip seals as standard
- Unique stability and precision fit
- Suitable for vehicle loading
- Sealed up to ground level
- Extension risers available to adjust depth



Dimensions

Volume	Width W	Length L	*Height H	*Weight	Product Code
1,500L	1,320mm	2,100mm	750mm		AW1168
3,000L	1,600mm	2,450mm	1,070mm		AW1169

*Excluding lid

Step 2: Choose Your Lid



Pedestrian lid

- Suitable for pedestrian loading
- Adjustable 140mm–340mm
- Maximum 150kg loading
- 5 degree tilt
- Lockable 600mm manhole

Product Code. AW1105



Extension riser

- Optional extension riser ideal for use in areas of low stormwater or sewer pipework
- Adjustable to max of 300 mm
- Can use a max of 2 risers

Product Code. AW1110



Pedestrian lid suitable for pedestrian loading



Grated lid – Class B

- Fully galvanised grate
- Trash prevention accessories available
- Suitable for surface water
- Adjustable 140mm–440mm
- Allows full access
- Lockable 600mm manhole

Product Code. AW1107



Solid lid – Class B

- Heavy duty cast iron lid
- Suitable for vehicle loading
- Max load “B” 3.5 tonnes
- Adjustable 140mm–440mm
- 5 degree tilt
- Lockable 600mm manhole

Product Code. AW1106



Grated lid – Class D

- Fully galvanised grate
- Trash prevention accessories available
- Suitable for surface water
- Adjustable 140mm–440mm
- Allows full access
- Lockable 600mm manhole
- Cover included, concrete ring to be completed on site

Product Code. AW1109



Solid lid – Class D

- Heavy duty cast iron lid
- Suitable for vehicle/truck loading
- Max load “D” 8 tonnes
- Adjustable 140mm–440mm
- 5 degree tilt
- Lockable 600mm manhole
- Cover included, concrete ring to be completed on site

Product Code. AW1108

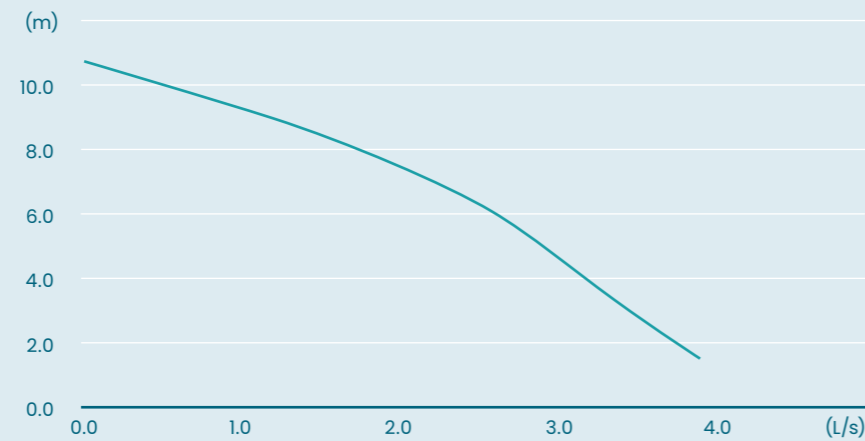


Solid lid suitable for vehicle/truck bearing – grated options available

Step 3: Choose Your Pump

Stormwater pumps

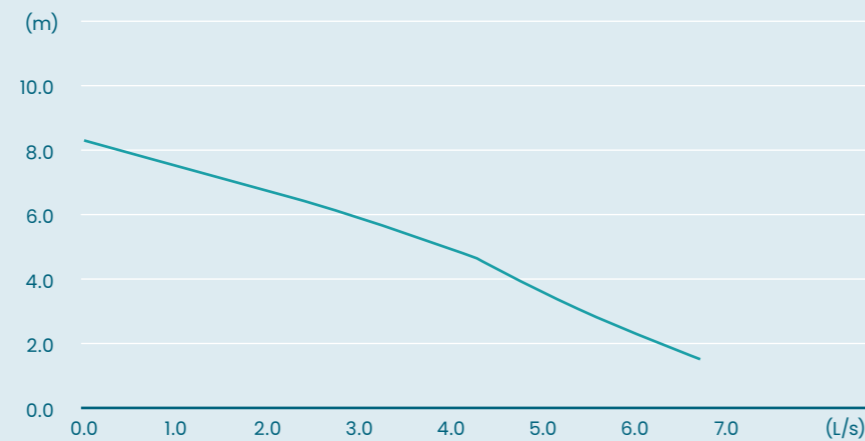
Stormwater pump 2L/s @6m



- Single phase*
- 2L/s @6m
- Current: 3.94A
- Voltage: 230V
- IP Rating: 68
- Power Rating: 0.55kW
- Medium flow pump for stormwater applications
- Solids handling: 35mm
- Cable length: 10m

Product Code. AW1118

Stormwater pump 3L/s @6m

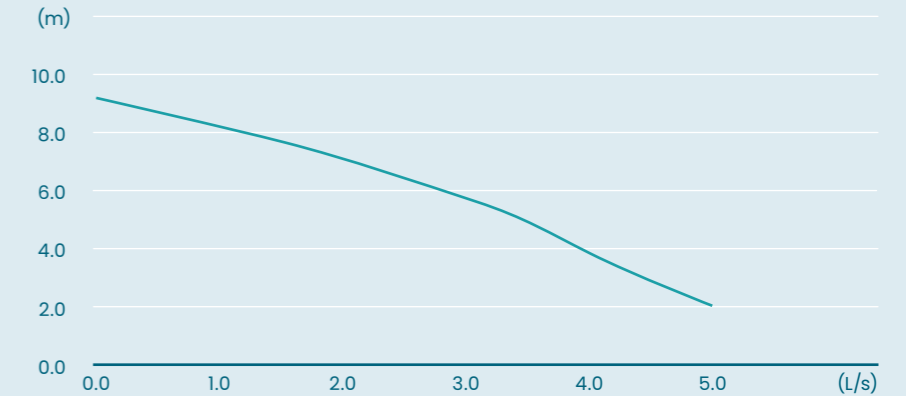


- Single phase*
- 3L/s @6m
- Current: 5.84A
- Voltage: 230V
- IP Rating: 68
- Power Rating: 0.75kW
- High flow pump for stormwater applications
- Solids handling: 35mm
- Cable length: 10m

Product Code. AW1120

Wastewater pumps

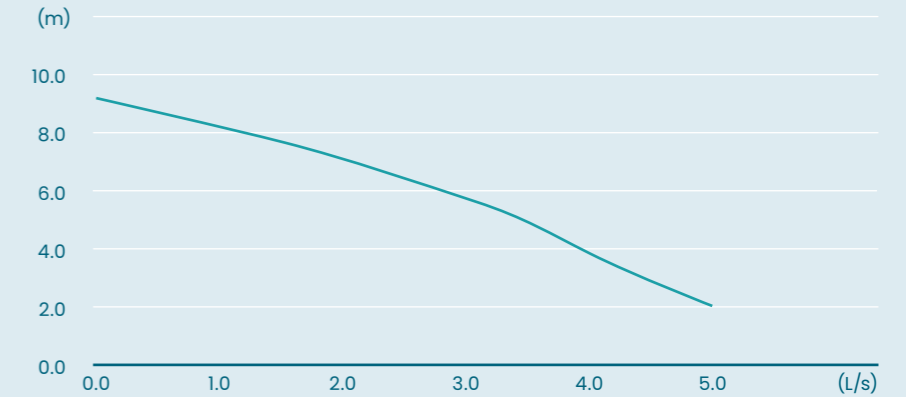
Wastewater pump 3L/s @6m



Product Code. AW1123

- Single phase*
- 3L/s @6m
- Current: 6.5A
- Voltage: 230V
- IP Rating: 68
- Power Rating: 0.75kW
- Cutter pump for medium sewer applications
- Cable length: 10m

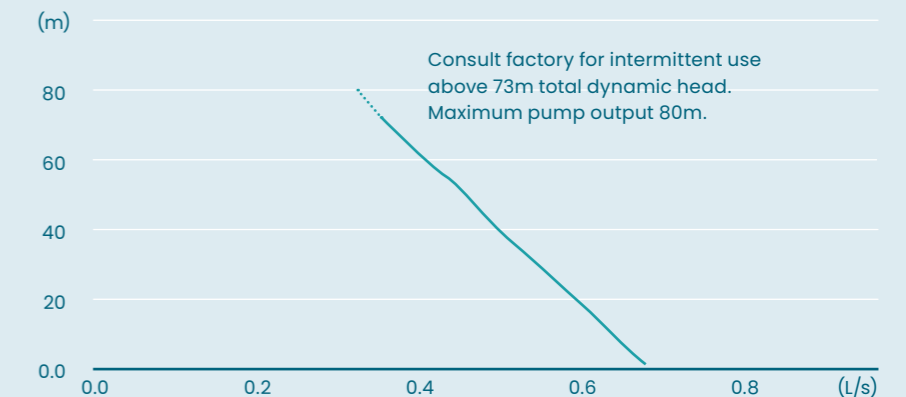
Wastewater pump 2L/s @15m



Product Code. AW1122

- Single phase*
- 2L/s @15m
- Current: 6.84A
- Voltage: 240V
- IP Rating: 68
- Power Rating: 1.1kW
- Grinder pump for medium sewer applications
- Cable length: 10m

Wastewater pump 0.5L/s @60m



Product Code. AW1181

- Single phase*
- 0.5L/s @40m
- Current: 6.1A
- Voltage: 220V
- IP Rating: 68
- Power Rating: 0.9kW
- High head pump for pressure sewer applications
- Cable length: 10m

*Pump specifications based on single phase system, three phase pumps available on request

*Pump specifications based on single phase system, three phase pumps available on request

Step 4: Choose Your Control Equipment



Manifold – Single

All freestanding manifolds come complete with fittings including:

- Barrell unions
- Non-return and shut-off valves
- Fitted into 50mm PVC pressure pipe

Product Code. AW1111



Manifold – Dual

All freestanding manifolds come complete with fittings including:

- Barrell unions
- Non-return and shut-off valves
- Fitted into 50mm PVC pressure pipe

Product Code. AW1112



High level alarm

- Provides warning indication when tank storage is either empty or full
- Warning condition determined by float switch
- Includes buzzer audio warning alarm and visual LED pilot light with mute button

Product Code. AW1127

Note:

- Pump controllers include high level alarm
- Manifolds are freestanding and do not include guide rails or brackets
- XL Manifolds required for Paroo XL tank
- Optional extras for pump controllers include battery back up, generator connection and sms alarm messaging



Pump controller – Single

- Includes high level audio and visual alarm
- Circuit breaker protected
- Low voltage control and input circuitry
- Lockable main isolator
- IP65 weather proof metal enclosures

Product Code. AW1128



Pump controller – Dual

- Ability to control 2 pump stations
- Includes high level audio and visual alarm
- Circuit breaker protected
- Low voltage control and input circuitry
- Lockable main isolator
- IP65 weather proof metal enclosures

Product Code. AW1129



Australia-Wide Support



Consultation

- Solution-oriented systems for rainwater, wastewater, stormwater and trade waste
- Interpretation and evaluation of alternative solutions for your requirements
- Short reaction times – just a few days from the first calculation to the quotation



Planning

- Specifications according to valid regulations and approvals
- Creation of flooding records
- Transmission of CAD and Revit drawings for site plans
- Support in the creation of drainage applications

Logistics

- Fast delivery time
- Low storage requirements on the construction site
- Low freight costs due to space-optimised and stackable products



On-site assistance


- Expert advice on individual solutions
- Discussions with helpful decision makers
- Quick and easy help with queries during installation

Customer support


+1300 228 987

www.activewater.com.au





Rainwater harvesting



Stormwater management



Wastewater treatment solutions



Trade waste



ACTIVE WATER

www.activewater.com.au

Warranty Against Defect Clause:

The warranty stated in this document only applies to the respective tanks, pumps and controllers and does not include any other individual parts or accessories. GRAF's Sapphire and Paroo tanks have a 15-year warranty, and pumps and controllers have a 1-year warranty. Within the warranty period, we replace material free of charge subject to our terms and conditions; additional services are excluded. The tank must be handled, assembled and installed according to the installation instructions in order for the warranty to apply.

For all indications of measurements in this brochure we reserve a tolerance of +/- 3%. The useful volume of the tanks may be up to 10% lower than the tank capacity, according to the connecting option.

Technical modifications and further development of the different products are subject to change. Errors excepted.

For further information please refer to our website www.activewater.com.au

The manufacturer/distributor reserves the right to vary specifications or delete models from their range without prior notification. The manufacturer/distributor takes no responsibility for printing errors.

All products enjoy a product replacement warranty.